

IN-DEPTH 2004 EVENT PREVIEWS & PREDICTIONS INSIDE

MODiFIED MAG

ULTRA AFFORDABLE

TUNER SPRING TWEAKS

11-SECOND
VW GOLF R32

TIRES, GAUGES+MORE

4-BANGER POWER

500WHP SRT-4
AUSSIE S15
TEIN EV08
RSX-T

VIVID

12-SECOND
WRX

MORE EVENTS

SNO*DRIFT RALLY
ENKEI FACTORY TOUR

TECH OVERFLOW

K40 RADAR DETECTOR
PROJECT STi: ECUTEK
DSM TUNING: TWEAKS

CARBON CREATIONS
RSX TURBO





K40 Undetectable Dual Remote & Laser DefuserPlus Review

Story & Photos By Martin Musial

DAHLKE MENTIONED THAT WE WOULD NEED OVER A THREE MILE STRETCH OF ROAD BECAUSE OF THE SENSITIVITY OF THE RADAR SENSORS. IF YOU CAN'T SLOW DOWN IN THIS TIME, YOU SHOULDN'T BE ALLOWED TO DRIVE A CAR!

So, you're having all this fun building up your ride and tuning in those extra ponies. Months of hard work and torment from friends making fun of your jack-stand queen will now pay off with the turn of a key and the burble of a deep exhaust note and turbine whir. You just can't wait to run it to redline, through the gears and hear your tires scream for traction as the turbo comes on boost. Then reality sinks in. Is it worth getting a ticket?

If you get caught going fast enough, you can be cited for reckless driving and good

luck getting insurance anytime soon. The fact is that over your spirited driving career, you'll most likely rack up a speeding ticket or two. Of course, you shouldn't be speeding. But if you've built a fast car, we all know it needs to stretch its legs every once in a while. Even ripping the tires loose or an exhaust at WOT will trigger a waiting police officer to issue violations. Wouldn't it be nice to know where they are so you have a chance to slow down or turn your quick pedal romp into a slow cruise as they watch you obediently drive by?

THANKS TO:

K40 Electronics

T: 1.800.323.6768

W: www.k40.com

MSRP Pricing

Undetectable Dual Remote

(K40-2000) \$1,500


Laser DefuserPlus

(LD5500PLUS) \$299.95





**TAKE YOUR
PERFORMANCE**



**TO THE NEXT
LEVEL**

**WE HELP BUILD
CHAMPIONS.**

**Steven Thomson
2003 Pro-Outlaw
FWD - NDRA
Champion.**



**Superior valve
train products
for your
sport compact.**

**1-800-398-6348
www.revvalves.com**

With speed sensing technologies advancing and the laser speed gun becoming more popular, we need some sort of cutting edge defense to protect us.

K40 Electronics manufactures a complete radar detection and laser protection system that comes highly recommended. The Undetectable Dual Remote Radar (model #K40-2000) not only detects all police band


radar but, when coupled with K40's Laser DefuserPlus, (model #LD5500PLUS) also has the ability to block laser speed guns. We all know how ugly those radar detectors look suction-cupped to the windshield with that power cord dangling all over the dashboard. With K40's Undetectable Dual Remote system, no one will know that your vehicle is equipped with the latest in radar detec-

! INSTALLATION STEPS



Our test vehicle was the shop Mitsubishi Lancer Evolution. With over 600hp on tap we'll put the K40 to good use. K40's products come well-packaged and with complete and easy-to-understand instructions. On the interior, we're going to mount the control module, alert LEDs and the piezoelectric speakers.



1-2. The most common location for the alert LEDs is the instrument cluster bezel. The bezel is first removed and then two small holes are drilled for LED installatio.



tion technology. A discrete radar receiver is mounted in the front and rear of the car. The receivers can be mounted behind the grill, or even behind the bumper as radar waves pass right through the plastic. Small dash-mounted LEDs and hidden piezoelectric speakers alert the driver of radar signals and a mounted rotary dial selects city / highway and controls volume.



3. Another option for those who don't want to drill into either their bezel or dashboard is K40's Warning Pod. The LEDs and speakers are enclosed in small, adhesive-backed pods (smaller than a quarter in size) that can be placed anywhere in the vehicle. We opted for the custom installed separate component set-up as it's stealthier and cleaner looking.

4. The piezoelectric speakers must be mounted in a location that does not block the sound. A perfect location is inside the air vents. After a little work to remove the vents, the small speakers are stuck to the inside, and the vents are reinstalled.



Get the sound you want
in the car you love!



FREE Audio/Video Catalog

Want an audio/video system with as much style and power as the car you're putting it in? Get the catalog that brings it all to your door!

- The latest A/V gear from Sony, Alpine, Kenwood, Pioneer, Polk Audio, JVC, Rockford Fosgate, Kicker and more
- Most items delivered to your door in 2-3 days.
- All the info you need to get gear that fits your car and your tastes.
- Free extras — vehicle specific installation kits and instructions, plus lifetime tech support.



Over 150 receivers



Nearly 200 speakers



Tons of video options



Over 145 subwoofers

Call today for your **FREE** catalog!

1-888-474-7303


or visit www.crutchfieldcatalog.com
and enter code "MDF"

CRUTCHFIELD
The Electronics Shopping Alternative



5. The last interior item to be installed is the control module. This lighter-sized component can be installed anywhere in the car and has a control knob to adjust volume and change operating modes. We chose the lower dash panel as it's out of sight and easily accessible.

6. After some careful drilling, the control knob and a small LED (to display city or highway modes) are mounted and the lower dash panel is put back into place.



7. With the interior completed, we moved to the outside and the fun part. The Undetectable Dual Remote includes two remote mount radar sensors. Each sensor is sealed against the elements and comes with mounting brackets for easy installation. The front sensor was mounted behind the grill of the bumper and is completely hidden from view.



8. Likewise, the rear sensor is behind the rear bumper, which doesn't effect sensitivity as radar waves pass through plastic.



9. The optional Laser DefuserPlus comes in a license plate frame, but can be removed for a remote mounting location. Our Evolution won't allow for a center mounted frame, so we removed the unit and installed the small sensor / sender right under the bumper cover. The Laser DefuserPlus unit must be mounted in a level, forward location and as close to the center of the vehicle as possible. Police officers primarily aim at the license plate of a car for best signal reflectivity and we want our sensor as close to that location as possible for optimum performance.

Testing

On the road, the system instills total confidence. With warnings going off miles before I actually see the roadside speed trap, I have plenty of time to slow down. On the city setting, the system does a pretty good job of preventing false alarms while still giving full protection.

The audible alerts are loud enough to signal the driver even during high wattage musical interludes. The LEDs are bright and easily visible, but aren't annoying or bothersome during night driving. Ease of use and functionality make this radar detection and laser protection system out of sight (and mind) until it was called to duty. It can look good and can be easy to use, but how does it actually perform?

For this test, we visited K40 offices in Elgin, IL, for a little live action fire. K40's Grant Dahlke and Ron Hettich had a test road picked out that gave us a straight shot of the vehicle for almost a mile. Radar tests were futile with the Undetectable Remote going full alert immediately at our longest distanced interval. Dahlke mentioned that we would need over a three mile stretch of road because of the sensitivity of the radar sensors. If you can't slow

down in this time, you shouldn't be allowed to drive a car!

On to our more difficult predator, the police laser (LIDAR as opposed to RADAR) gun. What makes police laser such a capable threat is a deadly combination of speed and accuracy. With a single pull of the trigger, the beam shoots out and bounces back in a matter of microseconds (speed of light or 186,000 miles per second!), giving the police officer your instant speed.

A police laser beam has a width of about 3 feet at 1,000 feet, making your front bumper a delicious target at this distance. Laser jammers send a signal that prevents the laser from picking up your speed until the car gets very close to the laser operator. When the Laser DefuserPlus audible and visible alerts go off, there is no reason not to be able to slow down to a safe, legal speed.

For testing, we put the EVO VIII out at about 1,000 feet and targeted the bumper. With the Laser DefuserPlus turned off, we were sitting ducks at the first shot and our speed was trapped at 900 feet out. With the system on, it wasn't even a contest! **///**



HAHN

R A C E C R A F T

THE FUTURE IN PERFORMANCE

PROVEN






630.553.6830

WWW.TURBOSYSTEM.COM

sales@turbosystem.com

fax: 253.830.7558

Yorkville, IL