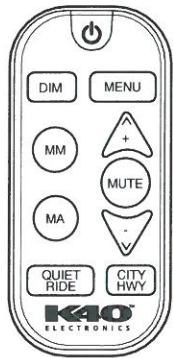



*NOTE: DRILL 3/16" HOLE FOR LED.



REMOTE CONTROL (RCU)



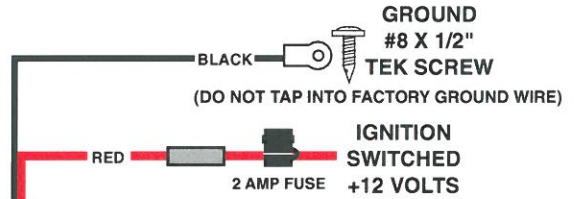
HOST (HOSTi)



USE THE SUPPLIED 2-WAY TAPE TO MOUNT TO DASH, FRONT WINDSHIELD OR REAR WINDSHIELD DECK.

GPS MODULE (GPSi)

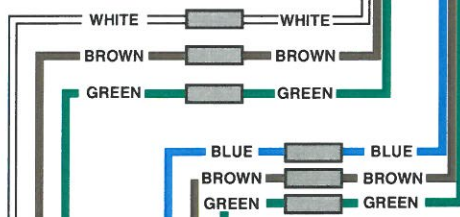
(INTERIOR MOUNTING ONLY)



GROUND #8 X 1/2" TEK SCREW
(DO NOT TAP INTO FACTORY GROUND WIRE)
IGNITION SWITCHED +12 VOLTS
2 AMP FUSE

IGNITION AND GROUND

1. Use a test meter to locate a +12v ignition switch source for the Host.
2. Connect the black wire to a solid chassis ground (K40 recommends the driver's side kick panel) using the provided ring terminal and silver self-tapping screw.



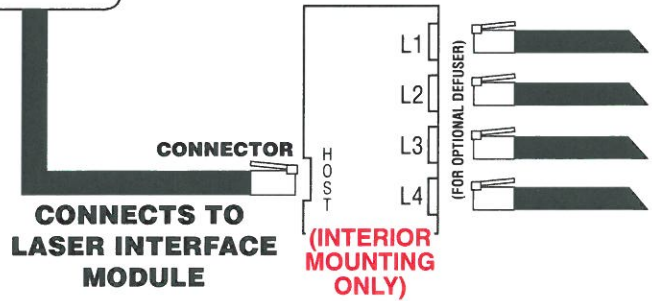
FRONT RADAR RECEIVER (RLF)

RECEIVERS MUST BE INSTALLED HORIZONTALLY. DO NOT OBSTRUCT UNIT FACE WITH METAL, CHROME-PLATED PLASTIC OR CARBON FIBER.

REAR RADAR RECEIVER (RLR)
(RL360i MODEL ONLY)

RECEIVERS MUST BE INSTALLED HORIZONTALLY. DO NOT OBSTRUCT UNIT FACE WITH METAL, CHROME-PLATED PLASTIC OR CARBON FIBER.

LASER INTERFACE MODULE



CONNECTS TO LASER INTERFACE MODULE

(INTERIOR MOUNTING ONLY)

K40 DAYTIME TECHNICAL SUPPORT

800-323-6768

24 HR. TECHNICAL SUPPORT

800-784-9144